

# Chigasaki Breeze

*Truly great friends are hard to find, difficult to leave, and impossible to forget.*

No.34

## Earthquake and Tsunami

じしん つなみ  
地震と津波

Fortunately Chigasaki has never been struck by a tsunami. However, this does not mean the city will escape such a disaster in the future. The prefectural office estimates a tsunami will hit Sagami Bay areas if an earthquake with a similar seismic intensity to the M7.9 Great Kanto Earthquake of 1923 occurs along the Sagami trough, which stretches from the Japan Trench to Sagami Bay. Kamakura and Atami, the eastern and western areas of Sagami Bay, were actually struck by a seven-meter tsunami resulting from the powerful 1923 quake.

Being prepared saves lives. Have you decided which items to take with you, do you know your evacuation routes and evacuation sites, or how to contact family members when you cannot get through by normal means?

As to how we should protect ourselves in the event of a disaster, Kanagawa Prefecture's brochure 'Hello Kanagawa' will tell you in detail as in the next column, while the Institute for Fire Safety & Disaster Preparedness has issued a pamphlet 'Earthquake Emergency Procedures' (available on the internet) written in **Japanese, English, Chinese, Korean, and Portuguese**. In addition, the Fire and Disaster Management Agency keeps people updated with the very latest information through their homepage: <http://www.fdma.go.jp>

In Chigasaki, the tsunami hazard map is available at Bousai Taisaku-ka (Anti-Disaster Section) at any time, while they intend to secure an agreement with the private owners of buildings fitting the following criteria: Built after 1982, Ferroconcrete construction with three floors or more that people can take refuge in whenever a major tsunami alert is sounded.

## Prepare for a Possible Major Earthquake!

だいきほじしんそな  
大規模地震に備えましょう!

Japan is a quake-prone country. To prevent or mitigate damage by the earthquake, you need to make preparations for disaster at your home and community on a routine basis.

### ●Countermeasures you can take against earthquake disaster

Discuss and confirm the following with your family.

(1) Role of individual family members; (2) communication method when the family are not together; (3) locations of the refuge area; (4) preparation of an emergency pack that includes valuables, first-aid medicines, etc.

Carry out an earthquake resistance check of your home.

To protect yourself from earthquake disaster, it is important to know the strength of your home. Carry out an earthquake resistance check of your home by the professional. And if necessary, make renovations of your earliest convenience. You may get a government subsidy or a tax break for the resistance check and renovation. Please inquire your municipality about these assistances.

### For your furniture and electric appliances.

Please check if the furniture and electric appliances are firmly fixed. If they are not fixed, the following may occur.

•Become trapped under the furniture! •Get injured with broken glasses and dishes! •The escape route is blocked!

•An expensive electric appliance is badly damaged!

### ●Join your community's disaster prevention drill

Participate in disaster control activities, such as a disaster prevention drill, conducted in your community or the municipality where you live..

### ●When you are near the beach

Evacuate before tsunami arrives.

When an earthquake occurs, there is a threat of tsunami. If the quake was big and strong, or slow and long; or when a tsunami warning was issued, evacuate immediately to a safe place, such as a refuge area or a hill.

### ●When you are near the beach

Evacuate before tsunami arrives.

When an earthquake occurs, there is a threat of tsunami. If the quake was big and strong, or slow and long; or when a tsunami warning was issued, evacuate immediately to a safe place, such as a refuge area or a hill.

Check the tsunami information signboard.

There are tsunami information signboards near the beaches along the Sagami Bay showing the refuge area. Check where the refuge area is. (Signboard is in Japanese.)

For further information on the measures against earthquake disaster, see the pamphlet below.

**[Earthquake Emergency Procedures (issued by Institute for Fire Safety & Disaster Preparedness)]**

<http://www.pref.kanagawa.jp/osirase/kokusai/2seikatsujouhou/jishin-bousaisenta.pdf>

(in Japanese, English, Chinese, Korean, and Portuguese)

For inquiries in languages other than Japanese, please call the Prefectural Government Counseling Services for Foreign Residents.

English:045-324-2299, 1st, 3rd & 5th Tue., 9:00 to 16:00

(From Hello Kanagawa)

## Actions to be taken for Evacuation

★Temporarily evacuate to a sturdy building or public square if possible. ★Rumors will spread rapidly after a major earthquake. If there are many injuries, emergency services may not be able to handle all of the cases. ★Daily preparation and talks among family members are essential. The place and routes to evacuate to are specified by the local authorities. ★Keep your extinguishers in appropriate places.

★Prepare your earthquake kit (See P3). ★Make your evacuation card and put it in the bag, showing Address, Name, etc,

## 15% Power Saving is Vital

せつでん ひつよう  
15%の節電が必要

The government has decided to take measures to avoid major power shortages this summer. Due to the breakdown of the Fukushima Daiichi nuclear power plant operated by Tokyo Electric Power Company, available power supply has fallen to 52,000,000 kilowatts, while a maximum demand of 60,000,000 kilowatts is estimated to be required on midsummer afternoons. Even if the demand momentarily exceeds the supply, it causes a series of blackouts. The government has requested all the household and manufacturing industries in the area to reduce consumption by 15% come the summertime.

According to the Ministry of Economy, Trade and Industry (METI), air conditioners consume about 25% of the total usage of each household, followed by refrigerators with 16%, lighting fixtures with 16% and TVs with 10% respectively. When the room temperature is set one degree higher, power used by the air conditioner is reduced by 10%. The METI also says standby power consumption by home appliances accounts for 6% of the total usage, and recommends that they should be unplugged when not being used.

When supply shortages are anticipated, power outages may be implemented again. You should be prepared for the worst based on the things you learned this March.

The IAC URL: <http://www.7jp.com/iac>

The Chigasaki Breeze is a bimonthly publication and the back issues can be seen either on this URL or by the Chigasaki City website.

## Mobile Phone Site for Disaster Information けいたい さいがいじょうほう 携帯サイトで災害情報を

Chigasaki City mobile phone site <http://mobile.city.chigasaki.kanagawa.jp/> will give you the latest information on disaster and disaster prevention, as well as local weather information that can be accessed by registered mobile phone. You can check this site even if you are away from your home or during power outages. At present, information on the operation of public facilities, public transport, TEPCO-related issues and blackouts can also be found.

## E-mail Service はいしん メール配信サービス

The City will operate an e-mail service to both PCs and mobile phones of the latest security and disaster emergency information. Please register as follows:  
 1. Register your PC and/or mobile phone e-mail addresses with the City at this address: [entry-chigasaki@fastalarm.jp](mailto:entry-chigasaki@fastalarm.jp). It is not necessary to include your name and street address.  
 2. Procedures for registration include entering your email address to access the City's homepage, or sending a blank e-mail directly to the address for registration.  
 3. Before you register, please indicate which information you wish to receive.

Note: To be continued to Page 4.

## K.P.G.'s Counseling Services for Foreign Residents

### がいこくせきけんみんそうだんまどぐち あんない 外国籍県民相談窓口のご案内

K.P.G. offers counseling services for foreign residents at three venues in the prefecture (Yokohama, Kawasaki and Atsugi). Among them, the counseling services in Yokohama will be relocated on April 1, '11, from the Kanagawa Kenmin Center to the Kanagawa Plaza for Global Citizenship (International Forum on 2nd Flr.). Please note the counseling days and hours will also be changed.

#### Prefectural Counseling Services For Foreign Residents

Language	Location	Phone Number	Counseling Hours	Notes
English	Yokohama	045-896-2895	Gen.cnslg.: 1st, 3rd & 4th Tue.	<b>Yokohama:</b> International Forum Kanagawa Plaza for Global Citizenship 2F (1-2-1, Kosugaya, Sakae-ku, Yokohama City)  <b>Kawasaki:</b> Chinese Voice/Counseling Ctr. Kawasaki Kenmin Ctr. (Solid Square Higashi-Kan 2F. 580 Horikawa-cho, Saiwai-ku, Kawasaki City)  <b>Atsugi:</b> Citizens' Voice/Counseling Ctr. Ken-o Region Pref. Admin. Ctr. (Atsugi Godo-chosha Honkan 1F, 2-3-1, Mizuhiki, Atsugi City)  ☆Gen. cnslg. & cnslg. For Indo-Chinese Refugees: 9:00 to 17:15 (Visit by 16:00) ☆Lgl. cnslg.: 13:00 to 16:30 (Visit by 16:00) ☆Educ. cnslg.: 10:00 to 17:00 (Visit by 16:30)  <Inquiries in Japanese> International Div. K.P.G. Tel: 045-210-3748
			Lgl.cnslg.: 1st & 3rd Tue.	
Chinese	Yokohama	045-896-2895	Gen.cnslg.: 1st & 3rd Thu	
			Lgl.cnslg.: 1st & 3rd Tue., 4th Thur.	
Korean	Yokohama	045-896-2972	Educ. cnslg.: Thur. & Sat.	
			045-896-2895	
Spanish	Yokohama	045-896-2895	Gen.cnslg.: Fri., 2nd Wed.	
			Lgl.cnslg.: 4th Thur.	
	Atsugi	046-221-5774	Educ. cnslg.: Fri.	
			Gen.cnslg.: 4th Thur. Lgl.cnslg.: 4th Thur.	
Portuguese	Yokohama	045-896-2895	Gen.cnslg.: Wed., 4th Fri.	
			Lgl.cnslg.: 2nd Wd., 4th Fri.	
	Atsugi	046-221-5774	Educ. cnslg.: Wed.	
			Gen.cnslg.: Tue., 3rd Wed. Lgl.cnslg.: 3rd Wed.	
Tagalog	Yokohama	045-896-2972	Educ. cnslg.: Tue.	
	Kawasaki	044-549-0047	Gen.cnslg.: 2nd & 3rd & 4th Mon.	
Thai	Kawasaki	044-549-0047	Gen.cnslg.: 1st Mon.	
Japanese	Yokohama	045-896-2970	Educ. cnslg.: Tue. Through Sat.	
	Atsugi	046-223-0709	Cnslg. For Indo-Chinese Refugees : Wed	

[Note] Gen. cnslg.: General counseling Lgl. cnslg.: Legal counseling Educ. cnslg.: Educational counseling

## Emergency Manual

### ひじょうじ だんわばんごう 非常時の電話番号

#### [Dial 171]

To notify of your own situation or to check on the safety of family and friends, you can make use of the NTT Group message board services, Disaster Emergency Broadband Message Board (web 171), and Disaster Message Board (i-mode/sp-mode) Services.

#### [Dial 119]

To call an ambulance for fire, sudden illness, and injury

#### [Dial 110]

If you are the victim of a crime or car accident

#### Quiz

#### Correct answers:

Q1. (1) 22hr, very fast Q2. (3), Q3. (1), (Note: AC120V; North America: AC220V: Europe, Africa, Southeast Asia, China: AC240V: the UK, Australia, Singapore), Q4. (2) [Note: (1) Fujisawa (3) Odawara]

## HISTORY OF CHIGASAKI

### The Roku-jizo (Six stone statues) of Ryuzen-in Temple

### りゅうぜんいん ろくじぞう はまのこう 龍前院の六地藏 (浜之郷)

Located in Hamanogo, Ryuzen-in Temple has another name, 'Futokorojima-yama', and it belongs to the Sōtō-shū sect of Buddhism. If you go 50 meters east from Tsurumine Hachiman-gu Shrine, you will find a road going north. At the corner of this road, there are six Jizō or stone statues enshrined as shown in the picture, and Ryuzen-in Temple stands at the end of the road, about 200 meters further on from the statues. According to the Sagami Fudoki, the records of the geography, culture, and history of Sagami, this temple is dedicated to Amitabha or the Amida-sama wooden statue and it was handed down from Mi-i Temple.

These six statues are called Roku-Jizō. Set up in April 1841 (Tempo 12), the Roku-Jizō of Ryuzen-in are round carved statues and stand on Renge-za, a lotus flower pedestal.

They stand about sixty centimeters high, the material they are made of is andesite (a kind of volcanic rock), and their appearance remains very clear. If you look at the Roku-jizō carefully, you will find many women's names carved on them, and you can imagine that mothers wishing safe and happy lives for their children believed in the power of these statues.

Originally, the Jizō (stone statue) or guardian deity of children is said to be Bosatsu (Bodhisattva or Buddhist saint) who brings enlightenment and relief to all beings wandering the six paths for the 5.67 billion years after the passing of Buddha and the appearance of Miroku-bodhisattva. The six paths mean Jigoku-do (Path of Hell), Gaki-do (Path of Hunger), Chikusho-do (Path of Conflict), Ashura-do (Path of Asura), Ningen-do (Path of Humanity) and Tenjo-do (Path of Heaven). They show the state of mind to be interpreted accordingly. The six guardian deities each have their own duties, so there developed a belief in the six Jizō as a group (there are different views, it is said). The time they existed is said to be the end of the Heian era.

In the city, the existence of twenty five different groups of Roku-jizō has been confirmed as of the present time, including ones that are partly damaged. There are eleven groups of Roku-jizō dating from the Edo era, including the statue at Yanagishima Zenpuku-ji Temple in 1716 (Kyōho 1), the oldest in the City, and five from 1975 (Showa 50) and the Heisei era. There are another nine groups the names and origins of which are unclear.





## IAC ACTIVITY

IAC General Meeting  
and Other NewsIAC <sup>そうかい</sup> <sup>た</sup> <sup>その他</sup>

Because of the unexpected occurrence of the massive quake in eastern Japan and its serious aftermath, a number of events planned during the last couple of months have been called off. These include the IAC's annual Japanese speech contest for foreigners and the Ohoka Echizen-sai parade both of which are popular among foreigners involved in IAC activities.

Also, eleven students from Arkansas State University decided not to make the planned visit to Chigasaki. They had been scheduled to visit from May 15 through 22.

Meanwhile, the IAC's general meeting is scheduled for May 28 (Sat) from 13:30 at the City Hall Annex 6F 'Community Hall'. In addition, on September 9 (Fri) a charity classical concert will be held at the Civic Hall. The purpose of this concert is to support the education of children in countries such as Cambodia, Peru, Nepal and Laos. The IAC has already sent a donation to the earthquake victims through the City, and they also plan to prepare a donation box at each location where their events and performances take place for some time to come.

## How to use the Municipal Library

## 市立図書館の利用の仕方

Citizens of Chigasaki or those who work or study in the city can borrow up to ten books and five audiovisual media (DVDs, CDs and videotapes) for fifteen days at one time.

## • Registration:

You need to register for the service and to obtain the library card. In applying for the card, you should fill out the application form and provide something which identifies yourself, including the alien registration certificate, the driver's license, the health insurance card, the student ID card or the certificate of your work place address.

## • Opening hours:

The library is open from Tuesday to Friday between 9am and 19pm, and on Saturday, Sunday and a holiday between 9am and 17pm. It is closed on Monday, and every third Thursday except in March, May, August and December.

## • Lending service of other libraries:

The citizens also can get the service at libraries in Fujisawa, Hiratsuka and Samukawa, once you registered at each library. For residents of the city's northern area the Samukawa library, located near the public office, may be convenient.




## People in Town

## Clare Myers from America

*Manga and animation drew my attention to know more about Japan.....*

Clare Myers came from Elizabethtown in Pennsylvania to Chigasaki to stay with a Japanese family in Hagisono as an exchange student on January 22 this year. She already returned to America on April 16, but she is scheduled to come back in a month or so for the preparation of entering Lakeland College's Shibuya Campus in September. She wants to major psychology related to the medical field. Her hobby is reading books and she studied Japanese in America mainly because *manga* and animation drew her interest. At the same time, living abroad was not uncommon in her family as her elder sister is staying in Belgium right now, and her uncle had stayed in Japan and South Korea.



While in Chigasaki, the big earthquake that occurred in March made her family in America very worried. She wasn't too concerned, and her parents left the decision to stay in Japan up to her.

In the meantime, she made a trip to Hiroshima with her host family's ten year-old son early April taking a map with them. It was a bit of a challenge as her Japanese is not so good yet. She visited Hiroshima Atomic Bomb Museum and Miyajima Shrine on the Inland Sea. At the Museum, she felt she learned a lot as she had no detailed information beforehand, while Miyajima Shrine was beautiful and made the trip very impressive.

Clare's attraction to *manga* and animation during her high school days motivated her to come and learn more about Japan. Shortly after arriving in Japan, she joined the IAC's Japanese Language Class. She noticed a mixture of old and new in Japan, where tradition meets modern lifestyle. She thinks that Japan has a good education system where children/students have good communication through activities in class and after school clubs. She has met Japanese children at the English school her host mother runs, plus she has made several foreign friends of about her age that she met through her host mother.

Another thing she likes is Japanese food, particularly sushi and fish.

Clare is a bright young lady, she seems to have a strong will, and she might return to Chigasaki in the future. She loves to see Mt Fuji from the Sagami River bank.

## ★Disasters

## 非常時に必要なもの

Following items are suggested to carry at the time of emergency: Cash, ID, Water (3 liters per person per day), Emergency provisions (canned food etc), Mobile phone and portable charger, Towels (about 5), Flashlight, Radio, Gloves, Mask, Plastic wrap, Blanket, Newspapers (protection against cold), Pictures of family, Whistle, Glasses, Medication, Sanitary goods, Cushion/pillow

## "PRAY FOR JAPAN!" in Korea

## 韓国から "がんばれニッポン"

Japanese people may be hearing the words "PRAY FOR JAPAN" from all over the world. South Korea is one of these countries and people there are trying hard to do something they can do for Japan.

Immediately after the earthquake occurred in Tohoku area on March 11, initial coverage was seen in Korea. Very soon afterwards without any time delay, images of the tsunami were broadcast on all the major TV stations. That day, both radio news and TV programs covered the story of the earthquake in the neighboring country Japan just as if the catastrophe was taking place in Korea. And people started to move, saying "It's a global village, we Koreans can help to rescue Japan located right next door!", and they soon urged the Government to send Korean rescue teams to Tohoku. The citizens' activity too became very visible.

As it must have been reported in Japan, celebrities or people in the show business such as singers, actors, etc. sent large donations and messages of sorrow and sympathy to the victims. Also, a donation campaign took place all over the cities. In Myeong-dong, the area in Seoul most crowded with young people, people asked passers-by to write messages to Japan and forwarded the messages through twitter, their personal blog, or YouTube.

On TV, reporters remarked, "It's just like the Japanese to behave so calmly in such a catastrophe. Nobody shouts out loud, and they make lines to be given something to eat or receive clothes sent from other cities.", highly praising the Japanese. They are reporting the earthquake issues almost every day and are trying to support the people who are suffering and share the hardship of the Japanese. I sense they have been broken-hearted. Koreans have a spirit that they want to help anyone who is suffering or in trouble, and share their hardship as well as their joy, and this time again they are trying to do something for their neighbors.

I think all people in Japan are having a hard time right now because of the problems from the earthquake and the nuclear power plant issues, but I want you to know that people in the world are working hard to help the Japanese people and I'm really looking forward to seeing Japan recover its strength as soon as possible.

The picture here shows a scene from Times Square in Seoul where people are writing messages on sakura petals and hanging them on trees. Each of the petals represents a donation of 200 won (150 yen). Have you ever seen an image?

We are praying for the recovery of the 'country of sakura'.

Note: This letter is from Ai Ohkubo living in Gyeonggi-do.



## A new multi-purpose Community Center 'Tsurumine Nishi' opened

つるみねにし かいかん  
鶴嶺西コミュニティ・センター開館

A brand new community center named Tsurumine Nishi opened on April 1 with the aim of offering better service to people living in the Tsurumine district. The center is located near Tsujinishi on Tsurumine dōri, and there are three facilities inside: Tsurumine Nishi Community Center, the District Comprehensive Center 'Midori', and Tsurumine Nishi Volunteer Center. As these names indicate, this center is a comprehensive multipurpose facility equipped with Conference rooms, cooking rooms, play rooms as well as free space, plus multi-purpose rooms too. They are different from other Community Centers built in the past and offer a place for all people ranging from children to senior citizens to partake in activities. They also take care of seniors and their families from a viewpoint of health, medical care, and welfare.

In order to use this facility, it is necessary to give your name and submit an application at the center during their opening hours from 10:00am. However, you will need to submit your application on the day one month prior to the day you want to utilize it.

Please contact the following:

- Tsurumine Nishi Community Center: 9:00~21:00 Tuesday through Sunday (July~Sept. till 21:30). Tel 83-1211  
If you have any question, Shimin Jichi Suishin-ka (Citizen Autonomy Promotion Section) can also help you.
- Chiiki Houkatsu Shien Center 'Midori' (The District Comprehensive Support Center):  
8:30~17:00 Monday through Saturday Tel 84-0778
- Tsurumine Nishi Volunteer Center: 10:00~12:00 Monday, Wednesday and Friday Tel/Fax 73-8280



'Climbing Wall' in Play room

## Large and small Halls at the Civic Hall to close until August 31

しみんぶんか かいかん だい しょう かいしゅうこうじ し  
市民文化会館の大・小ホール改修工事のお知らせ

From April 1 to August 31, 2011, both the large and small halls at the Civic Hall will be unavailable for use due to repair work on the building to improve its earthquake resistance ability. So there will be no entertainment or performances held in these halls during this time.

However, the other facilities there such as the conference rooms on the sixth floor, the exhibition room on the ground floor will remain available as normal.

## Japanese Proverbs and the English Equivalents

にっぽん せいよう  
日本と西洋のことわざ

- あぶ はち と 取らず  
ABU HACHI TORAZU  
(If you run after two bees, you will catch neither.)  
He who hunts two hares loses both.
- す めば みやこ 都  
SUMEBA MIYAKO  
(There is no place like home.)  
To every bird his own nest is best.
- と 問うに 落ちず 語るに 落ちる  
TOUNI OCHIZU KATARUNI OCHIRU  
(We never fall for the other's question, but more through our own careless talking.)  
The tongue is ever turning to the aching tooth
- はら 八分 に 医者 いらす  
HARAHACHIBU NI ISHA IRAZU  
(If you eat moderately, you don't need a doctor.)  
Measure is medicine.
- ひん 貧すれば 鈍する  
HINSUREBA DONSURU  
(If you fall into poverty, you will feel insensitive.)  
He that loses his goods loses his sense.

## Quiz Let's learn more about Chigasaki!

ちがさき  
茅ヶ崎をもっと知ろう

- Q1 A tsunami induced by the Great Chilean Earthquake of 1960 crossed the Pacific to the Japanese archipelago, killing about 140 people in the Sanriku area. How long did it take the wave to reach Japan?  
1) Less than one day, 2) Two days, 3) Three days
- Q2 What did the Great Kanto Earthquake of 1923 cause to happen in Chigasaki?  
1) Eboshi-iwa rock became lower. 2) A tsunami reached the area where the Chigasaki station is located. 3) The coastal area was elevated.
- Q3 Voltage for households in Chigasaki (and other parts of Japan) is AC100 volts. Is the value low, average or high, compared to other countries the world over?  
1) Low, 2) Average, 3) High
- Q4 What power blackout group does Chigasaki belong to?  
1) 1E, 5D 2) 1E, 2D, 5D 3) 3D, 4D

Note: Correct answers are shown in the second page.

(Continued from Page 2)

## Available Information

はいしんじょうほう  
配信情報

Broadcast at the time of disaster	Emergency alerts for earthquakes and tsunamis, and information on large fires, heavy rain, floods and other large-scale disasters
Lifeline Damage (Radio for disaster management)	Damage information about water, electricity, and other utilities
Information on disaster damage	Road closures in the City, flooded roads, landslides and other information
Sagami River flooding information	Information on Sagami River flood hazards, flood occurrences

\*Search requests for missing persons, photochemical smog warnings, security information, and other information as such as garbage disposal.

## Chigasaki City Mobile Site

ちがさきしけいたい  
茅ヶ崎市携帯サイト

You can check information on the opening of public facilities.  
You can check weather forecasts for Chigasaki, warnings/alert, etc.  
\*You can obtain information on day to day life and do searches/reservations of the library.

Chigasaki Breeze has been issued jointly by the International Association of Chigasaki (IAC) and Chigasaki City since October 1, 2005. If you wish to subscribe, please send ¥480 in stamps for 6 issues to the International Association of Chigasaki c/o Danjo Kyodo Sankaku-ka, Chigasaki City Hall, 1-1-1 Chigasaki, Chigasaki City 253-0041. If you have any questions or comments, please feel free to email us at: shimadayut@jcom.home.ne.jp Chief editor: Yutaka Shimada. Editing staff: Akira Akagawa, Yoshiyasu Itoh, Yukiko Wada, Paul Williams and Hideo Yuge.

Printed by Taisei Kikaku K.K.

# By Item Garbage Disposal Guide



## ひんもくべつごみのだしかた

The following table will show you how to dispose of garbage by item. The garbage is categorized into Burnable, Unburnable, Large-sized, Specific Large-sized, and Recyclable, but some of them will be handled differently depending on its size or materials.

	Item	Type	The way of disposal and points to be marked.	
A	Accordion curtain	Large-sized		
	Air conditioner		★ The City cannot handle the collection. Items under the Household Appliances Recycling Law.	
	Album	Burnable	Album containing metals as "Unburnable"	
	Aluminum foil	Burnable		
	Antenna	Unburnable	Over 140cm long pole is "Large-sized".	
	Antenna (BS/CS)	Unburnable	Over 50cm in length is "Large-sized".	
	Architecture/construction materials		★ The City cannot handle the collection.	
	Automobile parts		★ The City cannot handle the collection.	
B	Baby walker/walking frame	Large-sized	Under 50cm is "Unburnable".	
	Bag/briefcase	Unburnable	Bag/briefcase with no metal is "Burnable".	
	Ball	Burnable	Bowling ball is "Unburnable".	
	Bamboo blind/reed screen	Burnable	Over 140cm in width when rolled is "Large-sized".	
	Baseball Bat	Unburnable		
	Bath mat	Burnable		
	Bath tub cover	Unburnable		
	Beach umbrella	Unburnable	Over 140cm is "Large-sized".	
	Bed	Specific large-sized	Take apart. Under 1m is "Large-sized".	
	Bed mat	Large-sized	Only Under 140cm in width on spring-used mat.	
	Bicycle	Large-sized	Electric bicycle has to be brought to dealer taking battery out.	
	Bicycle pump	Unburnable		
	Blanket	Clothes/cloth	Blanket stuffed with cotton is "Large-sized".	
	Bomb (Beer server)	Unburnable	Use up, puncture and empty.	
	Bomb (Cassette cookstove)	Bottles/cans	Use up, puncture and empty.	
	Bonsai pot	Unburnable	Over 50cm goes to "Large-sized"	
	Book shelf	Specific Large-sized	Under 1m is "Large-sized".	
	Bucket	Unburnable		
	C	Cans for candy	Bottles/cans	
		Cans for drinks/food	Bottles/cans	Empty and rinse.
Cans for oil		Unburnable	Empty.	
Cans for painting		Unburnable	Empty and take out cap.	
Carpet		Large-sized	Under one tatami mat size is "Burnable".	
Cassette stove		Specific Large-sized		
Cassette tape		Burnable		
CD/DVD		Burnable	Case included.	
Cell (Button-shaped cell)			★ The City cannot handle the collection. (Take to dealers.)	
Cell (Dry cell)		Unburnable	Put in separated transparent bag.	
Cell (Rechargeable cell)			★ The City cannot handle the collection. (Take to dealers.)	
Ceramics		Unburnable		
Chair		Large-sized	Under 50cm is "Unburnable".	
Chair without legs		Large-sized	Under 50cm is "Unburnable".	
Chest		Specific large-sized	Under 1m is "Large-sized".	
Child safety seat		Large-sized	Under 50cm is "Unburnable".	
Clothes dryer		Large-sized	Under 50cm is "Unburnable".	
Clothes-drying pole		Large-sized	Under 140cm in length is "Unburnable". Three bar poles in one unit (up to 4m in total).	
Clothing case		Unburnable	Those made of thick steel plate is "Large-sized"	
Color box		Large-sized	Over 50cm is "Large-sized". Up to three pieces as one unit.	

	Cooking oil	Burnable	Soak into cloth or paper, make it hard.
	<b>Cooler box</b>	<b>Unburnable</b>	<b>Over 50cm is "Large-sized".</b>
	<b>Cosmetic glass bottle</b>	<b>Unburnable</b>	
	Cupboard	Specific Large-sized	Under 1m is "Large-sized".
	Curtain rail	Large-sized	Under 140cm is "Unburnable" Three pieces as one unit.
	Cushions	Burnable	
D	Desk	Specific large-sized	Under 1m is "Large-sized". Under 50cm is "Unburnable".
	Diaper	Burnable	
	Disposable body warmer	Burnable	
	Disposable lighter	Burnable	Use up.
	Doghouse	Large-sized	Need to dismantle and clean . Under 50cm is "Unburnable".
	Draining board	Large-sized	Under 50cm is "Unburnable". Three pieces in one unit.
	Dresser	Specific large-sized	Under 1m is "Large-sized".
	Drying stand	Large-sized	A pair is one unit. ★The City cannot handle concrete stands.
E	Earth/sand/rock	★The City cannot handle the collection.	
	Egg pack	Burnable	*Handle as "Recyclable" at the model district.
	Electric bed	★The City cannot handle the collection.	
	Electric carpet	Large-sized	A set with cover is one unit. Under one tatami mat-size is Burnable.
	Electric wheelchair	★The City cannot handle the collection.	
	Electric fan	Large-sized	Under 50cm is "Unburnable".
	<b>Electric heater</b>	<b>Unburnable</b>	<b>Over 50cm is "Large-sized".</b>
F	Fallen leaf	Burnable	Put out in one to three bundles at one time.
	Fire extinguisher	Specific Large-sized	Only for household use.
	Fireworks	Burnable	Make wet.
	<b>Fishing rod</b>	<b>Unburnable</b>	
	<b>Fluorescent light</b>	<b>Unburnable</b>	<b>Over 140cm as "Large-sized". Three pieces as one unit</b>
	Front door mat	Burnable	
	<b>Frying pan</b>	<b>Unburnable</b>	<b>*Handle as "Recyclable" at the model district.</b>
	Futon or bedding	Large-sized	Three pieces as one unit. Includes collapsible mattress without spring.
G	<b>Gallon cans</b>	<b>Unburnable</b>	<b>Under 50cm is "Unburnable".</b>
	Galvanized iron	Large-sized	
	Gas fan heater	Specific Large-sized	Remove batteries.
	Gas table range	Specific large-Sized	Remove batteries.
	<b>Glass</b>	<b>Unburnable</b>	<b>Over 50cm is "Large-sized". Up to three pieces as one unit.</b>
	<b>Golf bag</b>	<b>Unburnable</b>	
	<b>Golf clubs</b>	<b>Unburnable</b>	
	<b>Guitar</b>	<b>Unburnable</b>	
H	Hot-water heater	Large-sized	Must take batteries out.
	Hot-water-supply system	Large-sized	
	House paint	★The City cannot handle the collection.	
I	Ice pack	Burnable	
	<b>Iron</b>	<b>Unburnable</b>	
	Iron dumbbell	Specific Large-sized	A pair is one unit.
	<b>Ironing board</b>	<b>Unburnable</b>	
J	Japanese cushion	Burnable	One to 3 pieces at one time.
	Japanese sliding door	Large-sized	Three pieces as one unit.
K	Kerosene fan heater	Specific Large-sized	Must take kerosene out.
	Kerosene heater	Specific Large-sized	Must take cells and kerosene out.
	Keyboard	Large-sized	Under 50cm is "Unburnable".
	Kotatsu or foot warmer	Large-sized	Under 50cm is "Unburnable". Handled with board.
	<b>Lamp or lighting tool</b>	<b>Unburnable</b>	<b>Over 50cm is "Large-sized".</b>
L	Lattice	Large-sized	Under 50cm is "Unburnable". Three pieces in one unit.
	Lawn mower	Large-sized	The City cannot handle the mower with engine.
	<b>Light bulb</b>	<b>Unburnable</b>	
	Light ferry-cloth	Clothes/cloth	
	Locker	Large-sized	
M	<b>Metal cap</b>	<b>Unburnable</b>	
	Microwave Oven	Large-sized	Under 50cm is "Unburnable".
	Mirror	Large-sized	Under 50cm is "Unburnable"



	Motorcycle	★The City cannot handle the collection.		
N	Non-cooking oil	★The City cannot handle the collection.		
	Notebook-size PC	★The City cannot handle the collection.		
O	Oil can for lighter	Unburnable	Need to empty.	
	Oil heater	Large-sized		
	Organ	Large-sized		
P	Pan/pot	Unburnable	*Handle as "Recyclable" at the model district.	
	Paper bag	Old paper	Bundle and tie up crossways with string.	
	Paper carton box	Corrugated linerboard	Bundle and tie up crossways with string.	
	PC	★The City cannot handle the collection.		
	Piano	★The City cannot handle the collection.		
	Pillow	Burnable		
	Pipe chair (Collapsible)	Unburnable		
	Pipe hanger	Large-sized	Under 50cm is "Unburnable".	
	Plastic PET bottle	PET Bottles	Bottles for drinks/ sake/soy sauce/ sweet cooking sake only with  mark.	
	Plastic cap	Burnable	*Handle as "Recyclable" at the model district.*	
	Plastic container (Detergent, shampoo, oil, sauce, etc.)	Burnable	Containers with  mark. *Handle as "Recyclable" at the model district.	
	Plastic tank/bucket	Unburnable	Clearly mark as "Disused".	
	Portable safe	Unburnable		
	Printer	Unburnable	Over 50cm is "Large-sized".	
	Propane gas cylinder	Specific Large-sized	Under 10kg in weight. Empty.	
	R	Raincoat	Burnable	
Record/laser disc		Burnable		
Refrigerator/freezer		★The City cannot handle the collection. Items under the Household Appliances Recycling Law.		
Rice cake maker		Large-sized	Under 50cm is "Unburnable".	
Rice chest		Large-sized		
Rice cooker (electric)		Unburnable	Gas cooker is "Specific Large-sized".	
Rubber hose		Burnable	Bundle and tie up with string.	
Rubber hose with reel		Unburnable	Over 50cm is "Large-sized".	
Rush Mat		Large-sized	Under one tatami mat-size is "Burnable".	
S		Scoop	Unburnable	
	Screen door	Large-sized	Three doors as one item	
	Sewing machine	Unburnable	Take needle out. Over 50cm is "Large-sized"	
	Shed	Large-sized	Must be Under 3.3m <sup>2</sup> . Need to shed apart.	
	Shell	Burnable		
	Shoes	Unburnable		
	Sideboard	Specific Large-sized	Under 1m is "Large-sized".	
	Skateboard	Unburnable	Over 50cm is "Large-sized".	
	Skis	Large-sized		
	Ski boots /Skates	Unburnable		
	Ski carrier	Large-sized	Under 50cm is "Unburnable".	
	Ski pole	Unburnable		
	Sliding door	Large-sized	One door as one item	
	Sliding paper screen	Large-sized	Up to three pieces as one unit.	
	Slippers	Burnable		
	Snowboard	Large-sized		
	Sofa	Specific Large-sized	Under 1m is "Large-sized".	
	Solar panel	★The City cannot handle the collection.		
	Speaker	Large-sized	A pair is one unit. Under 50cm is "Unburnable".	
	Spray cans	Bottles/cans	Use up, puncture and empty.	
	Stepladder	Large-sized	Under 50cm is "Unburnable".	
	Stereo component	Unburnable	Over 50cm is "Large-sized".	
	Stuffed animal	Burnable		
	Stump	Large-sized	Over 20cm in diameter cannot be collected by the City.	
	Styrofoam	Burnable	*Handle as "Recyclable" at the model district.	
	Suit case	Large-sized	Under 50cm is "Unburnable".	
	Surfboard	Unburnable	Up to 2m in length only.	
	T	Table	Specific Large-sized	Under 1m is "Large-sized". Under 50cm is "Unburnable".
		Tableware	Unburnable	


<b>Tableware dryer</b>	<b>Unburnable</b>	<b>Over 50cm is "Large-sized".</b>
<i>Tatami mat</i>	★ <i>The City cannot handle the collection.</i>	
<i>Television</i>	★ <i>The City cannot handle the collection.</i>	
<i>Tire chain (metallic chain)</i>	<i>Specific Large-sized</i>	
<b>Toaster oven</b>	<b>Unburnable</b>	<b>Over 50cm is "Large-sized".</b>
<i>Toilet sat/bedpan</i>	<i>Large-sized</i>	<i>Rinse and put in bag. Under 50cm is "Unburnable".</i>
<b>Toys</b>	<b>Unburnable</b>	<b>Over 50cm goes to "Large-sized".</b>
<b>Tricycle (for children)</b>	<b>Unburnable</b>	
<i>Trouser press</i>	<i>Large-sized</i>	<i>Under 50cm is "Unburnable".</i>
<b>Tupperware</b>	<b>Burnable</b>	
<b>Twigs/square lumber/trunks/logs</b>	<b>Burnable</b>	<i>Under 50cm long and 10cm in diameter (put into one-three bags or bundle in one</i>
	<b>Unburnable</b>	<b>Under 50cm long and over 10cm up to 20cm in diameter (Put into 1-3 bags or bundle in one piece)</b>
	<i>Large-sized</i>	<i>Must be over 50cm and Under 2m in length, and 20cm in diameter. Three pieces as one unit.</i>
<b>Umbrella</b>	<b>Unburnable</b>	
U <i>Unicycle</i>	<i>Large-sized</i>	<i>Under 50cm is "Unburnable".</i>
<b>Vacuum cleaner</b>	<b>Unburnable</b>	<b>Over 50cm is "Large-sized."</b>
V <i>Videotape</i>	<b>Burnable</b>	
<b>Washbowl</b>	<b>Unburnable</b>	
W <i>Washing machine</i>	★ <i>The City cannot handle the collection. Items under the Household Appliances Recycling Law.</i>	
<i>Water tank</i>	<i>Large-sized</i>	<i>Under 50cm is "Burnable".</i>
<i>Water-heater</i>	★ <i>The City cannot handle solar and electric system.</i>	
<i>Weed cutter</i>	<i>Large-sized</i>	
<i>Wicker trunk</i>	<b>Burnable</b>	
<i>Wooden board</i>	<i>Large-sized</i>	<i>Under 3cm in thickness is three pieces as one unit. Under 50cm in length is "Unburnable".</i>

## Remarks :

### The model district

Included in above model district are Higashikaigan-minami, Tokiwa-cho, Fujimi-cho, Heiwa-cho, Matsugaoka, Hishinuma Kaigan, Shirahama-cho, Hamasuka, Midorigahama, and Shiomidai.

From April, 2011, plastic containers/ wrapping materials, used oil and metal goods are added to the list of recyclable garbage. The residents in these districts are required to put them out as follows:

- All the plastic containers/wrapping materials that show a  mark including label, caps and its remaining part of bottles, cans, and PET bottles - Rinse, clean up, and put in a transparent or semi-transparent bag. The bag needs to be fastened.
- Used oil (vegetable oil only) - Cool the oil, put it in PET bottles and put the lid on to be put in a gray container.
- Metal goods - Put in a yellow container as they are. Included in this category are pan, spoon, folk, table knife, bowl, fish net, etc.

### Inquiries :

General information on garbage disposal/collection including 'Recyclable': Kankyo Jigyo Center (Environment Service Center in charge of businesses) 57-0200

When you want to take garbage by yourself to the collection center: Kankyo Jigyo Center (Environment Service Center in charge of control) 58-4299

Information on recyclable garbage collection/disposal/problems: Shigen Jyunkan-ka (Resources Circulation Section) 82-1111

When you want to take recyclable garbage by yourself: Shigenbutsu Senbetsu-shori-shisetsu (Recyclable Garbage Classification Work Center) 57-8310